



# ROOM AIR CONDITIONERS

DEHUMIDIFIERS  
WINDOW AIR CONDITIONERS  
THRU-THE-WALL AIR CONDITIONERS  
PORTABLE AIR CONDITIONERS



AIR CONDITIONER & DEHUMIDIFIER OFFERING  
A COMPREHENSIVE MIX OF PERFORMANCE & EFFICIENCY



# WHEN YOU NEED THE BEST, PERFECT AIRE® HAS THE SOLUTION FOR YOU.



Perfect Aire products are stylish, consumer friendly and easy to install and operate. Most units feature electronic controls, programmable thermostats, energy saving modes and timers.

We also offer a specially designed display rack for the air conditioner units along with point-of-purchase signage.

Perfect Aire quality products with unmatched customer service.



## CHOOSING THE RIGHT SIZE AIR CONDITIONER FOR YOUR ROOM

### 1 Measure area of the room

Mida el area del cuarto / Mesurer la surface de la pièce

Calculate the size of your room by multiplying the room length and room width. Calcule el tamaño de su habitación multiplicando la longitud de la habitación y el ancho de la habitación / Calculez la taille de votre pièce en multipliant la longueur de la pièce et la largeur de la pièce.

### 2 Match room size with correct BTU

Utilize el BTU equivalente a la medida del cuarto / Faites correspondre la taille de la pièce avec le BTU correct

ROOM SIZE	CAPACITY
150 sq. ft.	5,000 BTU/hr.
250 sq. ft.	6,000 BTU/hr.
350 sq. ft.	8,000 BTU/hr.
450 sq. ft.	10,000 BTU/hr.
550 sq. ft.	12,000 BTU/hr.
700 sq. ft.	15,000 BTU/hr.
1,000 sq. ft.	18,000 BTU/hr.
1,500 sq. ft.	25,000 BTU/hr.
2,000 sq. ft.	28,500 BTU/hr.

### 3 Confirm window opening size

Confirme medidas de la ventana / Confirmer la taille de l'ouverture de la fenêtre

Measure your window opening in inches. Mida en pulgadas, haga coincidir el tamaño con los valores indicados en el embalaje. / Mesurez l'ouverture de la fenêtre en pouces.

### 4 Check electrical requirements

Compruebe los requisitos electricos / Vérifier les exigences électriques

**OUTLET CONFIGURATIONS**  
Configuración de enchufe / Configurations de sortie

Determine if your circuit is adequate. Averigüe si circuito es adecuado / Déterminez si votre circuit est adéquat.






## 30, 50, 70pt. DEHUMIDIFIER FEATURES

- Direct-to-drain hose access
- Easy access bucket with handle
- Bucket full indicator
- Adjustable humidistat
- Washable filter
- Automatic defrost control
- Auto shut-off/restart
- Timer function
- Water level window
- Side exhaust
- Check filter light
- Comfort option: Unit controls humidity based on room temperature



### ENERGY STAR

	4PAD30	4PAD50	4PAD70
<b>UPC CODE</b>	8-42149-02638-7	8-42149-02639-4	8-42149-02640-0
<b>CAPACITY (pts./Day)</b>	30	50	70
<b>COVERAGE (sq. ft.)</b>	1,500	3,000	4,500
<b>EER</b>	2.0	2.0	2.0
<b>ENERGY STAR RATED</b>	Yes	Yes	Yes
<b>FAN SPEEDS</b>	2	2	2
<b>AMPS</b>	2.9	4.7	6.5
<b>WATTS</b>	295	495	690
<b>DECIBELS (Hi/Lo)</b>	55/53	56/54	56/54
<b>BUCKET CAPACITY (pts.)</b>	6.3	12.7	12.7
<b>UNIT DIMENSIONS (WxHxD) (in.)</b>	14 <sup>1</sup> / <sub>4</sub> x 20 <sup>1</sup> / <sub>4</sub> x 10	15 <sup>1</sup> / <sub>2</sub> x 23 <sup>1</sup> / <sub>4</sub> x 11	15 <sup>1</sup> / <sub>2</sub> x 23 <sup>1</sup> / <sub>4</sub> x 11
<b>PKG. DIMENSIONS (WxHxD) (in.)</b>	15 <sup>1</sup> / <sub>2</sub> x 21 x 12	17 x 25 <sup>1</sup> / <sub>2</sub> x 12 <sup>3</sup> / <sub>4</sub>	17 x 25 <sup>1</sup> / <sub>2</sub> x 12 <sup>3</sup> / <sub>4</sub>
<b>STUFFING QTY. (20/40/40' HQ)</b>	488/984/1230	303/614/832	303/614/832
<b>WEIGHT (Net/Gross) (lbs.)</b>	29/33	36/42	40/46
<b>MIN. OPERATING TEMP</b>	41°F	41°F	41°F
<b>REFRIGERATION</b>	R410A	R410A	R410A
<b>OUTLET CONFIGURATION</b>	 15 AMP 115V	 15 AMP 115V	 15 AMP 115V

### BUCKET W/ HANDLE



### WASHABLE FILTER



### ELECTRONIC CONTROLS



## 95pt. EJECTOR PUMP DEHUMIDIFIER FEATURES

- Built-in pump
- Direct-to-drain hose access
- Easy access bucket with handle
- Water level window & bucket full indicator
- Adjustable humidistat
- Washable filter
- Automatic defrost control
- Auto shut-off/restart
- Timer function
- Comfort option: Unit controls humidity based on room temperature
- Top exhaust
- Check filter light
- Ion air purifying option



DIRECT-TO-DRAIN



WASHABLE FILTER




ELECTRONIC CONTROLS



### ENERGY STAR

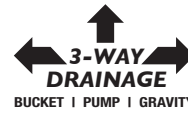
4PADP95

UPC CODE	8-42149-02735-3
CAPACITY (pts./Day)	95
COVERAGE (sq. ft.)	6,000
EER	2.8
ENERGY STAR RATED	Yes
FAN SPEEDS	2
AMPS	6.8
WATTS	670
DECIBELS (Hi/Lo)	56/53
BUCKET CAPACITY (pts.)	21.1
UNIT DIMENSIONS (WxHxD) (in.)	19 x 24 <sup>3/4</sup> x 14 <sup>1/4</sup>
PKG. DIMENSIONS (WxHxD) (in.)	20 <sup>1/2</sup> x 25 <sup>1/2</sup> x 16 <sup>1/4</sup>
STUFFING QTY. (20/40/40' HQ)	183/381/507
WEIGHT (Net/Gross) (lbs.)	61/65
MIN. OPERATING TEMP	41°F
REFRIGERATION	R410A
OUTLET CONFIGURATION	 15 AMP 115V





## 50, 70pt. EJECTOR PUMP DEHUMIDIFIER FEATURES

- Easy access bucket with handle
- Bucket full indicator
- Adjustable humidistat
- Washable filter
- Automatic defrost control
- Auto shut-off/restart
- Timer function
- Water level window
- Side exhaust
- Built-in pump
- Optional continuous 6 foot drainage



### ENERGY STAR

	1PEDP50	1PEDP70
<b>UPC CODE</b>	8-42149-02636-3	8-42149-02637-0
<b>CAPACITY (pts./Day)</b>	50	70
<b>COVERAGE (sq. ft.)</b>	3,000	4,500
<b>EER</b>	1.85	1.85
<b>ENERGY STAR RATED</b>	Yes	Yes
<b>FAN SPEEDS</b>	2	2
<b>AMPS</b>	4.7	7.5
<b>WATTS</b>	535	720
<b>DECIBELS (Hi/Lo)</b>	54/53	56/55
<b>BUCKET CAPACITY (pts.)</b>	18.8	18.8
<b>UNIT DIMENSIONS (WxHxD) (in.)</b>	15 <sup>1</sup> / <sub>2</sub> x 23 <sup>3</sup> / <sub>4</sub> x 11 <sup>1</sup> / <sub>4</sub>	15 <sup>1</sup> / <sub>2</sub> x 23 <sup>3</sup> / <sub>4</sub> x 11 <sup>1</sup> / <sub>4</sub>
<b>PKG. DIMENSIONS (WxHxD) (in.)</b>	16 <sup>3</sup> / <sub>4</sub> x 24 <sup>1</sup> / <sub>4</sub> x 12 <sup>1</sup> / <sub>2</sub>	16 <sup>3</sup> / <sub>4</sub> x 24 <sup>1</sup> / <sub>4</sub> x 12 <sup>1</sup> / <sub>2</sub>
<b>STUFFING QTY (20/40/40' HQ)</b>	303/624/832	303/624/832
<b>WEIGHT (Net/Gross) (lbs.)</b>	38/41	45/49
<b>MIN. OPERATING TEMP</b>	41°F	41°F
<b>REFRIGERATION</b>	R410A	R410A
<b>OUTLET CONFIGURATION</b>	 15 AMP 115V	 15 AMP 115V

#### DIRECT-TO-DRAIN



#### EJECTOR PUMP



#### ELECTRONIC CONTROLS



## 5K BTU WINDOW AC FEATURES


- Adjustable temperature settings
- Slide-out washable filter
- 2-speed rotary dials
- 2-way air direction control
- Window mounting kit



WINDOW ACS



### NON-ENERGY STAR 5PMC5000

NON-ENERGY STAR	5PMC5000
<b>UPC CODE</b>	8-42149-02853-4
<b>COOLING CAPACITY (Btu)</b>	5,000
<b>COVERAGE (sq. ft.)</b>	100-150
<b>EER</b>	11.1
<b>ENERGY STAR RATED</b>	No
<b>FAN SPEEDS (Cool/Fan)</b>	2/2
<b>AMPS</b>	4.0
<b>WATTS</b>	454
<b>DECIBELS (Hi/Lo)</b>	55/51
<b>WINDOW WIDTH (Min./Max.) (in.)</b>	23/36
<b>WINDOW HEIGHT (Min.) (in.)</b>	13
<b>UNIT DIMENSIONS (WxHxD) (in.)</b>	16 x 12 <sup>1</sup> / <sub>4</sub> x 13 <sup>1</sup> / <sub>4</sub>
<b>PKG. DIMENSIONS (WxHxD) (in.)</b>	18 x 15 x 15 <sup>1</sup> / <sub>2</sub>
<b>STUFFING QTY. (20'/40'/40' HQ)</b>	468/918/1050
<b>WEIGHT (Net/Gross) (lbs.)</b>	35/40
<b>REFRIGERATION</b>	R32
<b>OUTLET CONFIGURATION</b>	 15 AMP 115V

5PAC5000



5PAC6000 & 5PAC8000



## 5K, 6K, 8K BTU WINDOW AC FEATURES

- Electronic controls
- Full range air direction control (2-way air direction control on 5PAC5000)
- Temperature output range of 62°F–86°F (17°C–30°C)
- Auto, Sleep, Dry & Energy Saver modes
- Full function remote control
- 24 hour timer
- Auto restart function
- Tilt-out filter access (Slide-out filter access on 5PAC5000)
- Window mounting kit



**FOLLOW ME**  
Portable remote control thermostat feature for total room coverage

WINDOW ACS

### ENERGY STAR

	5PAC5000	5PAC6000	5PAC8000
<b>UPC CODE</b>	8-42149-02882-4	8-42149-02855-8	8-42149-02856-5
<b>COOLING CAPACITY (Btu)</b>	5,000	6,000	8,000
<b>COVERAGE (sq. ft.)</b>	100–150	150–250	300–350
<b>EER</b>	12.2	12.2	12.0
<b>ENERGY STAR RATED</b>	Yes	Yes	Yes
<b>FAN SPEEDS (Cool/Fan)</b>	3/3	3/3	3/3
<b>AMPS</b>	3.8	4.5	5.9
<b>WATTS</b>	410	490	666
<b>DECIBELS (Hi/Mi/Lo)</b>	56/53/51	56/54/52	60/59/56
<b>WINDOW WIDTH (Min./Max.) (in.)</b>	23/36	23/36	23/36
<b>WINDOW HEIGHT (Min.) (in.)</b>	13	14	14
<b>UNIT DIMENSIONS (WxHxD) (in.)</b>	16 x 12 <sup>1</sup> / <sub>4</sub> x 13 <sup>1</sup> / <sub>4</sub>	18 <sup>3</sup> / <sub>4</sub> x 13 <sup>1</sup> / <sub>2</sub> x 13 <sup>3</sup> / <sub>4</sub>	18 <sup>1</sup> / <sub>2</sub> x 13 <sup>1</sup> / <sub>2</sub> x 15 <sup>3</sup> / <sub>4</sub>
<b>PKG. DIMENSIONS (WxHxD) (in.)</b>	18 x 15 x 15 <sup>1</sup> / <sub>2</sub>	21 <sup>3</sup> / <sub>4</sub> x 15 x 18	22 <sup>1</sup> / <sub>4</sub> x 15 x 18
<b>STUFFING QTY. (20/40/40 HQ)</b>	461/947/1050	312/630/735	312/630/735
<b>WEIGHT (Net/Gross) (lbs.)</b>	38/44	42/49	47/54
<b>REFRIGERATION</b>	R32	R32	R32
<b>OUTLET CONFIGURATION</b>	15 AMP 115V	15 AMP 115V	15 AMP 115V

### ELECTRONIC CONTROLS



## 15K, 18K, 25K, 28K BTU WINDOW AC FEATURES





- Electronic controls
- Full range air direction control
- Temperature output range of 62°F–86°F (17°C–30°C)
- Auto, Sleep, Dry & Energy Saver modes
- Full function remote control
- 24 hour timer
- Auto restart function
- Tilt-out filter access
- Window mounting kit



**FOLLOW ME**  
Portable remote control thermostat feature for total room coverage



WINDOW ACS

	ENERGY STAR			NON-ENERGY STAR
	5PAC15000	4PAC18000	4PAC25000	3PNC28000
<b>UPC CODE</b>	8-42149-02863-3	8-42149-02552-6	8-42149-02553-3	8-42149-02462-8
<b>COOLING CAPACITY (Btu)</b>	15,100	18,000	25,000	28,000
<b>COVERAGE (sq. ft.)</b>	550–700	700–1,000	1,400–1,500	1,500–2,000
<b>EER</b>	11.8	11.8	10.3	9.0
<b>ENERGY STAR RATED</b>	Yes	Yes	Yes	No
<b>FAN SPEEDS (Cool/Fan)</b>	3/3	3/3	3/3	3/3
<b>AMPS</b>	11.5	7.5	10.8/11.8	13.8/15.0
<b>WATTS</b>	1,279	1,525/1,500	2,427/2,398	3,111
<b>DECIBELS (Hi/Mi/Lo)</b>	56/54/53	60/57/54	63/62/62	63/61/58
<b>WINDOW WIDTH (Min./Max.) (in.)</b>	28/40 <sup>1/2</sup>	28/40 <sup>1/2</sup>	31/42	31/42
<b>WINDOW HEIGHT (Min.) (in.)</b>	18 <sup>1/2</sup>	18 <sup>1/2</sup>	19 <sup>1/2</sup>	19 <sup>1/2</sup>
<b>UNIT DIMENSIONS (WxHxD) (in.)</b>	23 <sup>3/4</sup> x 18 x 25 <sup>1/2</sup>	23 <sup>3/4</sup> x 18 x 25 <sup>1/2</sup>	26 <sup>1/2</sup> x 18 <sup>3/4</sup> x 26 <sup>1/2</sup>	26 <sup>1/2</sup> x 18 <sup>3/4</sup> x 26 <sup>1/2</sup>
<b>PKG. DIMENSIONS (WxHxD) (in.)</b>	26 x 19 <sup>1/2</sup> x 30	25 <sup>3/4</sup> x 19 <sup>3/4</sup> x 29 <sup>1/2</sup>	29 <sup>1/2</sup> x 20 <sup>1/4</sup> x 31	29 <sup>1/2</sup> x 20 x 31 <sup>1/4</sup>
<b>STUFFING QTY. (20'/40'/40' HQ)</b>	96/216/270	96/216/270	84/184/225	84/184/225
<b>WEIGHT (Net/Gross) (lbs.)</b>	101/118	114/132	136/153	140/161
<b>REFRIGERATION</b>	R32	R410A	R410A	R410A
<b>OUTLET CONFIGURATION</b>	 15 AMP 115V	 15 AMP 230V	 20 AMP 230V	 30 AMP 230V



## STYLISH FLAT PANEL DESIGN





**FOLLOW ME**  
Portable remote control thermostat feature for total room coverage

## 10K, 12K BTU WINDOW AC FEATURES

- Electronic controls
- Full range air direction control
- Temperature output range of 62°F–86°F (17°C–30°C)
- Auto, Sleep, Dry & Energy Saver modes
- Full function remote control
- 24 hour timer
- Auto restart function
- Slide-out filter access
- Window mounting kit



WINDOW ACS

ENERGY STAR	6PAC10000	6PAC12000
<b>UPC CODE</b>	8-42149-02857-2	8-42149-02861-9
<b>COOLING CAPACITY (Btu)</b>	10,000	12,000
<b>COVERAGE (sq. ft.)</b>	400–450	450–550
<b>EER</b>	12.0	12.0
<b>ENERGY STAR RATED</b>	Yes	Yes
<b>FAN SPEEDS (Cool/Fan)</b>	3/3	3/3
<b>AMPS</b>	7.5	8.7
<b>WATTS</b>	833	1000
<b>DECIBELS (Hi/Mi/Lo)</b>	59/58/54	60/57/54
<b>WINDOW WIDTH (Min./Max.) (in.)</b>	23/36	23/36
<b>WINDOW HEIGHT (Min.) (in.)</b>	15 <sup>1/2</sup>	15 <sup>1/2</sup>
<b>UNIT DIMENSIONS (WxHxD) (in.)</b>	19 x 14 <sup>3/4</sup> x 21 <sup>1/2</sup>	19 x 14 <sup>3/4</sup> x 21 <sup>1/2</sup>
<b>PKG. DIMENSIONS (WxHxD) (in.)</b>	23 <sup>1/4</sup> x 17 x 22	22 x 17 x 23 <sup>1/4</sup>
<b>STUFFING QTY. (20'/40'/40' HQ)</b>	185/390/468	185/390/468
<b>WEIGHT (Net/Gross) (lbs.)</b>	58/64	68/75
<b>REFRIGERATION</b>	R32	R32
<b>OUTLET CONFIGURATION</b>	 15 AMP 115V	 15 AMP 115V




## SLIDER CASEMENT WINDOW AC FEATURES

- Electronic controls
- Full range air direction control
- Temperature output range of 62°F–86°F (17°C–30°C)
- Auto, Sleep, Dry & Energy Saver modes
- Full function remote control
- 24 hour timer
- Auto restart function
- Tilt-out filter access
- Window mounting kit



**FOLLOW ME**  
Portable remote control thermostat feature for total room coverage

WINDOW ACs SLIDER CASEMENT

NON-ENERGY STAR	3PASC10000
UPC CODE	8-42149-02422-2
COOLING CAPACITY (Btu)	10,000
COVERAGE (sq. ft.)	400–450
EER	10.4
ENERGY STAR RATED	No
FAN SPEEDS (Cool/Fan)	3/3
AMPS	8.5
WATTS	961
DECIBELS (Hi/Mi/Lo)	61/58/56
WINDOW WIDTH (Min./Max.) (in.)	15 <sup>1/2</sup> /16 <sup>1/3</sup>
WINDOW HEIGHT (Min./Max.) (in.)	21 <sup>1/3</sup> / 39 <sup>1/2</sup>
UNIT DIMENSIONS (WxHxD) (in.)	14 <sup>3/4</sup> x 23 <sup>1/2</sup> x 21
PKG. DIMENSIONS (WxHxD) (in.)	18 <sup>1/2</sup> x 26 <sup>3/4</sup> x 23
STUFFING QTY. (20'/40'/40' HQ)	164/344/344
WEIGHT (Net/Gross) (lbs.)	77/89
REFRIGERATION	R410A
OUTLET CONFIGURATION	 15 AMP 115V





**FOLLOW ME**  
 Portable remote control thermostat feature for total room coverage

## 12K BTU WINDOW AC FEATURES

- Electronic controls
- Full range air direction control
- Temperature output range of 62°F–86°F (17°C–30°C)
- Auto, Sleep, Dry & Energy Saver modes
- Full function remote control
- 24 hour timer
- Auto restart function
- Slide-out filter access
- Timer function
- Window mounting kit



WINDOW ACs WITH WIRELESS SMART CONTROL

## SmartTek

### WIRELESS SMART CONTROL & SLEEK, FLAT PANEL DESIGN

#### CONTROL THE UNIT ON YOUR IOS OR ANDROID SMART DEVICE!\*

The user-friendly app allows one user to remotely set/change fan speeds & modes (auto, cool, fan), set the AC's timer, check the unit's self-diagnosis, view a log of previous diagnoses, and more. The unit can also be accessed and controlled via internet.

\*Smart phone not included.




**SMART CONTROLS**  
 Save energy by customizing temperature settings



**SLEEP MODE**  
 Customize for optimal temperature while you sleep



**SELF-DIAGNOSTIC FUNCTION**  
 Confirm all is running normally on your air conditioner with this tool. With the Self Diagnosis feature, the unit can identify any problems that require attention.

ENERGY STAR	5SAC12000
UPC CODE	8-42149-02556-4
COOLING CAPACITY (Btu)	12,000
COVERAGE (sq. ft.)	450–550
EER	12.0
ENERGY STAR RATED	Yes
FAN SPEEDS (Cool/Fan)	3/3
AMPS	8.7
WATTS	1000
DECIBELS (Hi/Mi/Lo)	60/57/54
WINDOW WIDTH (Min./Max.) (in.)	23/36
WINDOW HEIGHT (Min.) (in.)	15 <sup>1/2</sup>
UNIT DIMENSIONS (WxHxD) (in.)	19 x 14 <sup>3/4</sup> x 22 <sup>1/4</sup>
PKG. DIMENSIONS (WxHxD) (in.)	22 <sup>1/4</sup> x 17 x 24 <sup>1/4</sup>
STUFFING QTY. (20"/40"/40" HQ)	190/410/498
WEIGHT (Net/Gross) (lbs.)	70/79
REFRIGERATION	R32
OUTLET CONFIGURATION	 15 AMP 115V

## 8K, 12K, 18K, 25K BTU WINDOW AC FEATURES

- Electronic controls
- Full range air direction control
- Temperature output range of 62°F–86°F (17°C–30°C)
- Auto, Sleep, Dry & Energy Saver modes
- Full function remote control
- 24 hour timer
- Auto restart function
- Tilt-out filter access
- Window mounting kit



**FOLLOW ME**  
Portable remote control thermostat feature for total room coverage

3PACH8000, 3PACH12000




3PACH18000, 3PACH25000

WINDOW ACS WITH ELECTRIC HEATER

### NON-ENERGY STAR

	3PACH8000	3PACH12000	3PACH18000	3PACH25000
	w/ electric heater	w/ electric heater	w/ electric heater	w/ electric heater
<b>UPC CODE</b>	8-42149-02463-5	8-42149-02421-5	8-42149-02426-0	8-42149-02427-7
<b>COOLING CAPACITY (Btu)</b>	8,000	12,000/11,600	18,500/18,200	25,000/24,700
<b>HEATING CAPACITY (Btu)</b>	3,500	11,000	16,000	16,000
<b>COVERAGE (sq. ft.)</b>	300–350	450–550	700–1,000	1,400–1,500
<b>EER</b>	10.9	10.9	10.7	9.4
<b>ENERGY STAR RATED</b>	No	No	No	No
<b>FAN SPEEDS (Cool/Fan/Heat)</b>	3/3/1	3/3/1	3/3/1	3/3/1
<b>AMPS (Cool)</b>	6.4	5.0/5.2	7.7/8.3	11.3/12.4
<b>AMPS (Heat)</b>	11.7	15.2	21.8	22
<b>WATTS (Cool)</b>	734	1,100/1,064	1,729/1,701	2,660/2,628
<b>WATTS (Heat)</b>	1,220	3,600	4,800	4,800
<b>DECIBELS (Hi/Mi/Lo)</b>	58/55/52	61/58/55	60/57/54	63/61/58
<b>WINDOW WIDTH (Min./Max.) (in.)</b>	27/36	27/36	28/40 <sup>1/2</sup>	31/42
<b>WINDOW HEIGHT (Min.) (in.)</b>	16 <sup>1/2</sup>	16 <sup>1/2</sup>	18 <sup>1/2</sup>	19 <sup>1/2</sup>
<b>UNIT DIMENSIONS (WxHxD) (in.)</b>	22 <sup>3/4</sup> x 16 <sup>1/4</sup> x 23 <sup>1/4</sup>	22 <sup>3/4</sup> x 16 <sup>1/4</sup> x 23 <sup>1/4</sup>	23 <sup>3/4</sup> x 18 x 25 <sup>1/2</sup>	26 <sup>1/2</sup> x 18 <sup>3/4</sup> x 26 <sup>3/4</sup>
<b>PKG. DIMENSIONS (WxHxD) (in.)</b>	25 x 17 <sup>1/4</sup> x 28	25 <sup>1/4</sup> x 17 <sup>1/4</sup> x 28 <sup>1/2</sup>	25 <sup>1/2</sup> x 20 x 30	31 <sup>1/2</sup> x 20 <sup>1/2</sup> x 29 <sup>3/4</sup>
<b>STUFFING QTY. (20/40/40' HQ)</b>	135/270/324	135/270/324	96/216/270	84/184/225
<b>WEIGHT (Net/Gross) (lbs.)</b>	76/86	84/99	117/133	137/153
<b>REFRIGERATION</b>	R410A	R410A	R410A	R410A
<b>OUTLET CONFIGURATION</b>	15 AMP 115V	20 AMP 230V	30 AMP 230V	30 AMP 230V

3PATW14002



4PATW8000, 4PATW10000, 4PATW10002,  
4PATW12000 & 4PATW12002

## 8K, 10K, 12K, 14K BTU THRU-THE-WALL AC FEATURES

- Electronic controls
- Full range air direction control
- Temperature output range of 62°F–86°F (17°C–30°C)
- Auto, Sleep, Dry & Energy Saver modes
- Full function remote control
- 24 hour timer
- Auto restart function
- Slide-out filter access



**FOLLOW ME**  
Portable remote control  
thermostat feature for  
total room coverage

THRU-THE-WALL ACS

### ENERGY STAR

### NON-ENERGY STAR

	4PATW8000	4PATW10000	4PATW10002	4PATW12000	4PATW12002	3PATW14002
<b>UPC CODE</b>	8-42149-02564-9	8-42149-02565-6	8-42149-02566-3	8-42149-02567-0	8-42149-02568-7	8-42149-02569-4
<b>COOLING CAPACITY (Btu)</b>	8,000	10,000	10,000	12,000	12,000	14,000/13,600
<b>COVERAGE (sq. ft.)</b>	300–350	400–450	400–450	450–550	450–550	550–700
<b>EER</b>	10.6	10.6	10.6	10.5	10.5	9.3
<b>ENERGY STAR RATED</b>	Yes	Yes	Yes	Yes	Yes	No
<b>FAN SPEEDS (Cool/Fan)</b>	3/3	3/3	3/3	3/3	3/3	3/3
<b>AMPS</b>	7.0	8.3	4.5/4.8	10.0	5.6	6.9
<b>WATTS</b>	754	943	943/924	1,142	1,142/1,114	1,505
<b>DECIBELS (Hi/Mi/Lo)</b>	57/54/52	57/55/53	58/56/54	61/59/57	61/59/57	61/60/59
<b>INTERIOR TRIM KIT INCLUDED</b>	Yes	Yes	Yes	Yes	Yes	Yes
<b>FITS STANDARD WALL SLEEVES</b>	Yes (sold separately)	Yes (sold separately)	Yes (sold separately)	Yes (sold separately)	Yes (sold separately)	Yes (sold separately)
<b>UNIT DIMENSIONS (WxHxD) (in.)</b>	24 <sup>1</sup> / <sub>4</sub> x 14 <sup>1</sup> / <sub>2</sub> x 20 <sup>1</sup> / <sub>4</sub>	24 <sup>1</sup> / <sub>4</sub> x 14 <sup>1</sup> / <sub>2</sub> x 20 <sup>1</sup> / <sub>2</sub>	24 <sup>1</sup> / <sub>4</sub> x 14 <sup>1</sup> / <sub>2</sub> x 20 <sup>1</sup> / <sub>2</sub>	24 <sup>1</sup> / <sub>4</sub> x 14 <sup>1</sup> / <sub>2</sub> x 20 <sup>1</sup> / <sub>2</sub>	24 <sup>1</sup> / <sub>4</sub> x 14 <sup>1</sup> / <sub>2</sub> x 20 <sup>1</sup> / <sub>2</sub>	24 <sup>1</sup> / <sub>4</sub> x 14 <sup>1</sup> / <sub>2</sub> x 20 <sup>1</sup> / <sub>2</sub>
<b>PKG. DIMENSIONS (WxHxD) (in.)</b>	28 x 17 x 27	28 x 17 x 27	28 x 17 x 27	28 x 17 x 27	28 x 17 x 27	28 x 17 x 27
<b>STUFFING QTY. (20'/40'/40' HQ)</b>	120/255/306	120/255/306	120/255/306	120/255/306	120/255/306	120/255/306
<b>WEIGHT (Net/Gross) (lbs.)</b>	65/78	68/81	69/81	76/88	78/88	78/89
<b>REFRIGERATION</b>	R410A	R410A	R410A	R410A	R410A	R410A
<b>OUTLET CONFIGURATION</b>	15 AMP 115V	15 AMP 115V	15 AMP 230V	15 AMP 115V	15 AMP 230V	15 AMP 230V

## 10K, 12K, 14K BTU THRU-THE-WALL AC FEATURES

- Electronic controls
- Full range air direction control
- Temperature output range of 62°F–86°F (17°C–30°C)
- Auto, Sleep, Dry & Energy Saver modes
- Full function remote control
- 24 hour timer
- Auto restart function
- Slide-out filter access



**FOLLOW ME**  
Portable remote control thermostat feature for total room coverage



### NON-ENERGY STAR

	3PATWH10002 w/ electric heater	3PATWH12002 w/ electric heater	3PATWH14002 w/ electric heater
<b>UPC CODE</b>	8-42149-02417-8	8-42149-02418-5	8-42149-02419-2
<b>COOLING CAPACITY (Btu)</b>	10,000/9,800	12,000/11,700	14,000/13,600
<b>HEATING CAPACITY (Btu)</b>	10,600/8,600	10,600/8,600	10,600/8,600
<b>COVERAGE (sq. ft.)</b>	400–450	450–550	550–700
<b>EER</b>	9.6	9.5	9.5
<b>ENERGY STAR RATED</b>	No	No	No
<b>FAN SPEEDS (Cool/Fan/Heat)</b>	3/3/1	3/3/1	3/3/1
<b>AMPS (Cool)</b>	5.0	5.9	7.5
<b>AMPS (Heat)</b>	15.0	15.0	15
<b>WATTS (Cool)</b>	1,042/1,021	1,263/1,232	1,505/1,431
<b>WATTS (Heat)</b>	3,450/2,821	3,450/2,821	3,450/2,821
<b>DECIBELS (Hi/Mi/Lo)</b>	57/55/53	61/59/57	61/60/59
<b>INTERIOR TRIM KIT INCLUDED</b>	Yes	Yes	Yes
<b>FITS STANDARD WALL SLEEVES</b>	Yes (sold separately)	Yes (sold separately)	Yes (sold separately)
<b>UNIT DIMENSIONS (WxHxD) (in.)</b>	24 <sup>1/4</sup> x 14 <sup>1/2</sup> x 20 <sup>1/2</sup>	24 <sup>1/4</sup> x 14 <sup>1/2</sup> x 20 <sup>1/2</sup>	24 <sup>1/4</sup> x 14 <sup>1/2</sup> x 20 <sup>1/2</sup>
<b>PKG. DIMENSIONS (WxHxD) (in.)</b>	28 x 17 x 26 <sup>3/4</sup>	28 x 17 x 26 <sup>3/4</sup>	28 x 17 x 26 <sup>3/4</sup>
<b>STUFFING QTY. (20'/40'/40' HQ)</b>	120/255/306	120/255/306	120/255/306
<b>WEIGHT (Net/Gross) (lbs.)</b>	69/86	78/89	78/88
<b>REFRIGERATION</b>	R410A	R410A	R410A
<b>OUTLET CONFIGURATION</b>	20 AMP 230V	20 AMP 230V	20 AMP 230V

THRU-THE-WALL ACs WITH ELECTRIC HEATER

### THRU-THE-WALL AIR CONDITIONER SLEEVE

- Fits all standard 24 in. thru-the-wall AC units
- Minimizes heat loss & reduces outdoor noise transmissions into the room
- Quality galvanized steel construction with a durable painted finish
- Easily adjustable: includes adjustable mounting brackets & locking clips
- Weather safe: protects unit with weather-tight seal
- Contains front and rear cover panels to seal the sleeve when unit is removed



PAWS1 thru-the-wall air conditioner sleeve	
<b>UPC CODE</b>	8-42149-02312-6
<b>UNIT DIMENSIONS (WxHxD) (in.)</b>	25.5 x 15.25 x 17.5
<b>PKG. DIMENSIONS (WxHxD) (in.)</b>	28 x 3.25 x 20
<b>WEIGHT (Net/Gross) (lbs.)</b>	24/25



## 8K, 10K, 12K, 14K BTU PORTABLE AC FEATURES

- Electronic controls
- Temperature output range of 62°F–88°F (17°C–30°C)
- Bucketless drain system
- Auto restart function
- Easy to install & operate
- Sleep mode
- Easy access washable filter
- Full function remote control
- Easy roll casters
- Variable cooling speeds
- Slider kit & quick connect vent hose included



### ELECTRONIC CONTROLS



**FOLLOW ME**  
Portable remote control thermostat feature for total room coverage

### NON-ENERGY STAR

	PORT8000	PORT10000	PORT12000	PORT14000
<b>UPC CODE</b>	8-42149-02572-4	8-42149-02573-1	8-42149-02574-8	8-42149-02575-5
<b>COOLING CAPACITY (Btu)</b>	8,000	10,000	12,000	14,000
<b>COOLING CAPACITY(BTU)(SACC)</b>	4,000	5,500	7,400	8,400
<b>COVERAGE (sq. ft.)</b>	300–350	400–450	450–550	550–700
<b>SACC COVERAGE (sq. ft.)</b>	150	215	245	290
<b>EER</b>	8.9	8.9	8.9	8.9
<b>ENERGY STAR RATED</b>	No	No	No	No
<b>FAN SPEEDS (Cool/Fan)</b>	3/3	3/3	3/3	3/3
<b>AMPS</b>	8.0	10.0	12.0	11.8
<b>WATTS</b>	900	1,130	1,355	1,575
<b>DECIBELS (Hi/Mi/Lo)</b>	55/53/52	55/53/52	58/55/54	58/56/54
<b>VENT HOSE LENGTH (in.)</b>	59	59	59	59
<b>TIMER</b>	24 hr	24 hr	24 hr	24 hr
<b>UNIT DIMENSIONS (WxHxD) (in.)</b>	17 x 28 <sup>1</sup> / <sub>2</sub> x 13	17 <sup>1</sup> / <sub>4</sub> x 28 <sup>1</sup> / <sub>2</sub> x 13 <sup>1</sup> / <sub>2</sub>	17 <sup>1</sup> / <sub>4</sub> x 28 <sup>1</sup> / <sub>2</sub> x 13 <sup>1</sup> / <sub>2</sub>	18 x 30 <sup>1</sup> / <sub>2</sub> x 14 <sup>3</sup> / <sub>4</sub>
<b>PKG. DIMENSIONS (WxHxD) (in.)</b>	19 x 34 x 16	19 x 34 x 16	19 x 34 x 16	20 <sup>1</sup> / <sub>2</sub> x 34 <sup>3</sup> / <sub>4</sub> x 17 <sup>1</sup> / <sub>2</sub>
<b>STUFFING QTY. (20/40/40/ HQ)</b>	136/280/419	136/280/419	136/280/419	114/228/337
<b>WEIGHT (Net/Gross) (lbs.)</b>	56/62	56/67	62/71	71/81
<b>REFRIGERATION</b>	R410A	R410A	R410A	R410A
<b>OUTLET CONFIGURATION</b>	15 AMP 115V	15 AMP 115V	15 AMP 115V	15 AMP 115V

PORTABLE ACS

## 8K, 10K, 12K BTU PORTABLE AC FEATURES

- Electronic controls
- Temperature output range of 62°F–86°F (17°C–30°C)
- Bucketless drain system
- Auto restart function
- Easy to install & operate
- Sleep mode
- Easy access washable filter
- Full function remote control
- Easy roll casters
- Variable cooling speeds
- Slider kit & quick connect vent hose included



**FOLLOW ME**  
Portable remote control thermostat feature for total room coverage



### ELECTRONIC CONTROLS



PORTABLE ACS

	PORT8000A	PORT10000A	PORT12000A
<b>UPC CODE</b>	8-42149-02629-5	8-42149-02630-1	8-42149-02631-8
<b>COOLING CAPACITY (BTU)</b>	8,000	10,000	12,000
<b>COOLING CAPACITY (BTU) (SACC)</b>	4,000	5,500	6,300
<b>COVERAGE (sq. ft.)</b>	350	450	550
<b>DOE SACC COVERAGE (sq. ft.)</b>	170	215	245
<b>EER</b>	9.0	9.0	8.9
<b>ENERGY STAR RATED</b>	No	No	No
<b>FAN SPEEDS (Cool/Fan)</b>	2/2	2/2	2/2
<b>AMPS</b>	6.0	9.8	11.7
<b>WATTS</b>	670	1110	1350
<b>DECIBELS (Hi/Lo)</b>	55/52	55/51	56/53
<b>VENT HOSE LENGTH (in.)</b>	59	59	59
<b>TIMER</b>	24 hr	24 hr	24 hr
<b>UNIT DIMENSIONS (WxHxD) (in.)</b>	14 x 27 <sup>3/4</sup> x 13 <sup>3/4</sup>	14 x 27 <sup>3/4</sup> x 13 <sup>3/4</sup>	14 x 27 <sup>3/4</sup> x 13 <sup>3/4</sup>
<b>PKG. DIMENSIONS (WxHxD) (in.)</b>	17 <sup>1/4</sup> x 33 <sup>3/4</sup> x 14 <sup>3/4</sup>	17 <sup>1/4</sup> x 34 <sup>1/4</sup> x 14 <sup>3/4</sup>	17 <sup>1/4</sup> x 34 <sup>1/4</sup> x 14 <sup>3/4</sup>
<b>STUFFING QTY. (20'/40'/40' HQ)</b>	160/332/498	160/332/498	160/332/498
<b>WEIGHT (Net/Gross) (lbs.)</b>	47/58	56/64	56/68
<b>REFRIGERATION</b>	R410A	R410A	R410A
<b>OUTLET CONFIGURATION</b>	15 AMP 115V	15 AMP 115V	15 AMP 115V





# 14K BTU PORTABLE AC WITH 11K BTU HEAT PUMP FEATURES

- Electronic controls
- Temperature output range of 62°F–95°F (17°C–35°C)
- Bucketless drain system
- Auto restart function
- Easy to install & operate
- Sleep mode
- Easy access washable filter
- Full function remote control
- Easy roll casters
- Variable cooling speeds
- Slider kit & quick connect vent hose included



**FOLLOW ME**  
Portable remote control thermostat feature for total room coverage




### ELECTRONIC CONTROLS



### SLIDER KIT & QUICK CONNECT VENT HOSE

Included with ALL portable AC units



NON-ENERGY STAR	PORTHP14000 w/ heat pump
-----------------	-----------------------------

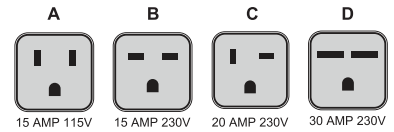
<b>UPC CODE</b>	8-42149-02850-3
<b>COOLING CAPACITY (Btu)</b>	14,000
<b>COOLING CAPACITY (SACC)</b>	9,100
<b>HEATING CAPACITY (Btu)</b>	11,000
<b>COVERAGE (sq. ft.)</b>	700
<b>SACC COVERAGE (sq. ft.)</b>	140 – 205
<b>EER</b>	9.3
<b>ENERGY STAR RATED</b>	No
<b>FAN SPEEDS (Cool/Fan/Heat)</b>	3/3/1
<b>AMPS (Cool)</b>	13.0
<b>AMPS (Heat)</b>	10.2
<b>WATTS (Cool)</b>	1,490
<b>WATTS (Heat)</b>	1,170
<b>DECIBELS (Hi/Mi/Lo)</b>	56/54/52
<b>VENT HOSE LENGTH (in.)</b>	59
<b>TIMER</b>	24 hr
<b>UNIT DIMENSIONS (WxHxD) (in.)</b>	18 <sup>1/2</sup> x 30 <sup>1/4</sup> x 15 <sup>3/4</sup>
<b>PKG. DIMENSIONS (WxHxD) (in.)</b>	20 <sup>1/2</sup> x 35 x 17 <sup>1/2</sup>
<b>STUFFING QTY. (20/40/40' HQ)</b>	114/238/353
<b>WEIGHT (Net/Gross) (lbs.)</b>	75/87
<b>REFRIGERATION</b>	R410A
<b>OUTLET CONFIGURATION</b>	 15 AMP 115V

PORTABLE ACS

# UNIT FEATURES

MODEL NUMBER	COOLING CAPACITY BTU/h (AC Only) pts./Day (Dehum. Only)	APPROX. SQ. FT. COVERAGE	EER/EEV	HEATING CAPACITY (BTU/h)	ELECTRIC (V)	HUMIDITY REMOVAL (pts./Hr.)	REMOTE CONTROL	VENTILATION CONTROL	FAN ONLY SPEEDS	AIR DELIVERY MAX. CFM (ft <sup>3</sup> /min.)	FAN MOTOR SPEEDS	AMPS COOLING	AMPS HEATING	MAX. FUSE SIZE	SLIDE-OUT CHASSIS	WINDOW MOUNTING KIT	POWER CORD PLUG	MAX. WALL THICKNESS (in.)	SHIP WEIGHT (lbs.)	CU. FT. (Package)	UNIT DIMENSIONS (WxHxD) (in.)
<b>DEHUMIDIFIERS (Pgs. 1 – 3)</b>																					
4PAD30	30	1,500	2.0	N/A	115	1.25	No	No	N/A	N/A	2	N/A	N/A	15	N/A	N/A	A	N/A	33	2.41	14 <sup>1/4</sup> x 20 <sup>1/4</sup> x 10
4PAD50	50	3,000	2.0	N/A	115	2.08	No	No	N/A	N/A	2	N/A	N/A	15	N/A	N/A	A	N/A	41 <sup>1/2</sup>	3.19	15 <sup>1/2</sup> x 23 <sup>3/4</sup> x 11
4PAD70	70	4,500	2.0	N/A	115	2.92	No	No	N/A	N/A	2	N/A	N/A	15	N/A	N/A	A	N/A	45 <sup>1/2</sup>	3.19	15 <sup>1/2</sup> x 23 <sup>1/4</sup> x 11
4PADP95	95	6,000	2.8	N/A	115	3.96	No	No	N/A	N/A	2	N/A	N/A	15	N/A	N/A	A	N/A	64 <sup>1/2</sup>	5.07	19 x 24 <sup>3/4</sup> x 14 <sup>1/4</sup>
<b>DEHUMIDIFIERS WITH EJECTOR PUMP (Pg. 4)</b>																					
1PEDP50	50	3,000	1.85	N/A	115	2.08	No	No	N/A	N/A	2	N/A	N/A	15	N/A	N/A	A	N/A	41	3.19	15 <sup>1/2</sup> x 23 <sup>3/4</sup> x 11 <sup>1/4</sup>
1PEDP70	70	4,500	1.85	N/A	115	2.92	No	No	N/A	N/A	2	N/A	N/A	15	N/A	N/A	A	N/A	49	3.19	15 <sup>1/2</sup> x 23 <sup>3/4</sup> x 11 <sup>1/4</sup>
<b>WINDOW AIR CONDITIONERS (Cool Only - Non-Energy Star) (Pg. 5)</b>																					
5PMC5000	5,000	100–150	11.1	N/A	115	1.27	No	No	2	136	2	4.0	N/A	15	No	Yes	A	5 <sup>1/8</sup>	39 <sup>1/2</sup>	2.60	16 x 12 <sup>1/4</sup> x 13 <sup>1/4</sup>
<b>WINDOW AIR CONDITIONERS (Cool Only - Energy Star) (Pgs. 6 – 8)</b>																					
5PAC5000	5,000	100–150	12.2	N/A	115	1.27	Yes	No	3	140	3	3.8	N/A	15	No	Yes	A	5 <sup>1/8</sup>	44	2.60	16 x 12 <sup>1/4</sup> x 13 <sup>1/4</sup>
5PAC6000	6,000	150–250	12.2	N/A	115	1.48	Yes	No	3	147	3	4.5	N/A	15	No	Yes	A	5 <sup>1/8</sup>	48 <sup>1/2</sup>	3.28	18 <sup>3/4</sup> x 13 <sup>1/2</sup> x 15 <sup>3/4</sup>
5PAC8000	8,000	300–350	12.0	N/A	115	2.11	Yes	No	3	224	3	5.9	N/A	15	No	Yes	A	7 <sup>5/16</sup>	53 <sup>1/2</sup>	2.51	18 <sup>1/2</sup> x 13 <sup>1/2</sup> x 15 <sup>3/4</sup>
6PAC10000	10,000	400–450	12.0	N/A	115	2.32	Yes	Yes	3	290	3	7.5	N/A	15	No	Yes	A	7 <sup>5/16</sup>	64	5.26	19 x 14 <sup>3/4</sup> x 21 <sup>1/2</sup>
6PAC12000	12,000	450–550	12.0	N/A	115	2.53	Yes	Yes	3	280	3	8.7	N/A	15	No	Yes	A	7 <sup>5/16</sup>	75	5.26	19 x 14 <sup>3/4</sup> x 21 <sup>1/2</sup>
5PAC15000	15,100	550–700	11.8	N/A	115	3.17	Yes	Yes	3	353	3	11.5	N/A	15	Yes	Yes	A	9 <sup>1/4</sup>	118	8.89	23 <sup>3/4</sup> x 18 x 25 <sup>1/2</sup>
4PAC18000	18,000	700–1,000	11.8	N/A	208/230	3.80	Yes	Yes	3	360	3	7.5	N/A	15	Yes	Yes	B	9 <sup>1/4</sup>	132	8.89	23 <sup>3/4</sup> x 18 x 25 <sup>1/2</sup>
4PAC25000	25,000	1,400–1,500	10.3	N/A	208/230	5.71	Yes	Yes	3	523	3	10.8/11.8	N/A	20	Yes	Yes	C	10 <sup>3/4</sup>	153	10.95	26 <sup>1/2</sup> x 18 <sup>3/4</sup> x 26 <sup>1/2</sup>
<b>SLIDER/CASEMENT AIR CONDITIONER (Pg. 9)</b>																					
3PASC10000	10,000	400–450	10.4	N/A	115	2.32	Yes	Yes	3	323	3	8.5	N/A	15	No	Yes	A	N/A	89	6.54	14 <sup>3/4</sup> x 23 <sup>1/2</sup> x 21
<b>WIRELESS SMART CONTROL AIR CONDITIONER (Pg. 10)</b>																					
5SAC12000	12,000	450–550	12.0	N/A	115	2.53	Yes	Yes	3	280	3	8.7	N/A	15	No	Yes	A	7 <sup>5/16</sup>	79	5.26	19 x 14 <sup>3/4</sup> x 22 <sup>1/4</sup>
<b>WINDOW AIR CONDITIONERS WITH ELECTRIC HEATER (Pg. 11)</b>																					
3PACH8000	8,000	300–350	10.9	3,500	115	1.90	Yes	No	3	277	3	6.4	11.7	15	Yes	Yes	A	8 <sup>1/2</sup>	85 <sup>1/2</sup>	6.96	22 <sup>3/4</sup> x 16 <sup>1/4</sup> x 23 <sup>1/4</sup>
3PACH12000	12,000	450–550	10.9	11,000	208/230	2.54	Yes	No	3	279	3	5.2	15.2	20	Yes	Yes	C	8 <sup>1/2</sup>	98 <sup>1/2</sup>	6.96	22 <sup>3/4</sup> x 16 <sup>1/4</sup> x 23 <sup>1/4</sup>
3PACH18000	18,500	700–1,000	10.7	16,000	208/230	3.80	Yes	Yes	3	446	3	8.3	21.8	30	Yes	Yes	D	9 <sup>1/4</sup>	132 <sup>1/2</sup>	8.89	23 <sup>3/4</sup> x 18 x 25 <sup>1/2</sup>
3PACH25000	25,000	1,400–1,500	9.4	16,000	208/230	5.71	Yes	Yes	3	523	3	12.4	22	30	Yes	Yes	D	10 <sup>3/4</sup>	153	10.95	26 <sup>1/2</sup> x 18 <sup>3/4</sup> x 26 <sup>3/4</sup>

## OUTLET CONFIGURATIONS



MODEL NUMBER	COOLING CAPACITY BTU/h (AC Only) Pints/Day (Dehum. Only)	APPROX. SQ. FT. COVERAGE	EER/EEV	HEATING CAPACITY (BTU/h)	ELECTRIC (V)	HUMIDITY REMOVAL (pts./Hr.)	REMOTE CONTROL	VENTILATION CONTROL	FAN ONLY SPEEDS	AIR DELIVERY MAX. CFM (ft <sup>3</sup> /min.)	FAN MOTOR SPEEDS	AMPS COOLING	AMPS HEATING	MAX. FUSE SIZE	SLIDE-OUT CHASSIS	WINDOW MOUNTING KIT	POWER CORD PLUG	MAX. WALL THICKNESS (in.)	SHIP WEIGHT (lbs)	CU. FT. (Package)	UNIT DIMENSIONS (WxHxD) (in.)
<b>THRU-THE-WALL AIR CONDITIONERS (Cool Only) (Pg. 12)</b>																					
4PATW8000	8,000	300–350	10.6	N/A	115	2.11	Yes	No	3	270	3	7.0	N/A	15	No	No	A	N/A	77 <sup>1/2</sup>	7.28	24 <sup>1/4</sup> x 14 <sup>1/2</sup> x 20 <sup>1/2</sup>
4PATW10000	10,000	400–450	10.6	N/A	115	2.32	Yes	No	3	269	3	8.3	N/A	15	No	No	A	N/A	80 <sup>1/2</sup>	7.28	24 <sup>1/4</sup> x 14 <sup>1/2</sup> x 20 <sup>1/2</sup>
4PATW10002	10,000	400–450	10.6	N/A	208/230	2.32	Yes	No	3	275	3	4.8	N/A	15	No	No	B	N/A	80 <sup>1/2</sup>	7.28	24 <sup>1/4</sup> x 14 <sup>1/2</sup> x 20 <sup>1/2</sup>
4PATW12000	12,000	450–550	10.5	N/A	115	2.54	Yes	No	3	286	3	10.0	N/A	15	No	No	A	N/A	87 <sup>1/2</sup>	7.28	24 <sup>1/4</sup> x 14 <sup>1/2</sup> x 20 <sup>1/2</sup>
4PATW12002	12,000	450–550	10.5	N/A	208/230	2.54	Yes	No	3	286	3	5.6	N/A	15	No	No	B	N/A	88	7.28	24 <sup>1/4</sup> x 14 <sup>1/2</sup> x 20 <sup>1/2</sup>
3PATW14002	14,000	550–700	9.3	N/A	208/230	2.96	Yes	No	3	312	3	6.9	N/A	15	No	No	B	N/A	89	7.28	24 <sup>1/4</sup> x 14 <sup>1/2</sup> x 20 <sup>1/2</sup>
<b>THRU-THE-WALL AIR CONDITIONERS WITH ELECTRIC HEATER (Pg. 13)</b>																					
3PATWH10002	10,000	400–450	9.6	10,600	208/230	2.32	Yes	No	3	269	3	5.0	15.0	20	No	No	C	N/A	86	7.28	24 <sup>1/4</sup> x 14 <sup>1/2</sup> x 20 <sup>1/2</sup>
3PATWH12002	12,000	450–550	9.5	10,600	208/230	2.54	Yes	No	3	286	3	5.9	15.0	20	No	No	C	N/A	89	7.28	24 <sup>1/4</sup> x 14 <sup>1/2</sup> x 20 <sup>1/2</sup>
3PATWH14002	14,000	550–700	9.5	10,600	208/230	2.96	Yes	No	3	296	3	7.5	15.0	20	No	No	C	N/A	88	7.28	24 <sup>1/4</sup> x 14 <sup>1/2</sup> x 20 <sup>1/2</sup>
<b>PORTABLE AIR CONDITIONERS (Cool Only) (Pg. 14)</b>																					
PORT8000	8,000	300–350	8.9	N/A	115	2.54	Yes	No	3	176	3	8.0	N/A	15	N/A	Yes	A	N/A	62	5.92	17 <sup>1/4</sup> x 28 <sup>3/4</sup> x 13
PORT10000	10,000	400–450	8.9	N/A	115	3.17	Yes	No	3	176	3	10.0	N/A	15	N/A	Yes	A	N/A	67	5.92	17 <sup>1/4</sup> x 28 <sup>3/4</sup> x 13 <sup>1/2</sup>
PORT12000	12,000	450–550	8.9	N/A	115	3.59	Yes	No	3	206	3	12.0	N/A	15	N/A	Yes	A	N/A	71	5.92	17 <sup>1/4</sup> x 28 <sup>3/4</sup> x 13 <sup>1/2</sup>
PORT14000	14,000	550–700	8.9	N/A	115	3.59	Yes	No	3	224	3	11.8	N/A	15	N/A	Yes	A	N/A	81	7.07	18 x 30 <sup>1/2</sup> x 14 <sup>3/4</sup>
<b>PORTABLE AIR CONDITIONER WITH ELECTRIC HEATER (Pg. 15)</b>																					
PORTHP14000	14,000	140–205	9.3	11,000	115	2.68	Yes	No	3	306	3	13.0	10.2	15	N/A	Yes	A	N/A	87	7.27	18 <sup>1/2</sup> x 30 <sup>1/4</sup> x 15 <sup>3/4</sup>

### MAKE YOUR STORE THE DESTINATION FOR ALL YOUR CUSTOMERS' COOLING NEEDS.

Perfect Aire® offers merchandise display racks for our air conditioners complemented by in-store signage.

According to a survey conducted by the POPAI (Point of Purchase Association International), 70% of all purchase decisions are made in the store confirming that retail execution is important.



AC DISPLAY RACK (PACR13)



### NO-HASSLE 1-YEAR WARRANTY\*

If a product fails within the first year of purchase due to a defect in materials or workmanship, the customer may return the unit to the store of purchase, along with their original purchase receipt, for an exchange of the same model.

The store will need to call Perfect Aire® at 844-472-2473 and a Customer Service Representative will assist with processing the store credit.

\* See full warranty for complete details.



WHEN YOU NEED THE BEST,  
**PERFECT AIRE® HAS THE SOLUTION FOR YOU.**

Perfect Aire products are stylish,  
consumer friendly and easy to install and operate.  
Quality products with unmatched customer service.



5401 Dansher Road  
Countryside, IL 60525

866.996.9255  
630.323.2301

PA/RAC-Catalog/03122019

[www.perfectaire.us](http://www.perfectaire.us)  
[support@perfectaire.us](mailto:support@perfectaire.us)